

Scorecard and Layout

written by admin | September 3, 2018

Below are images and downloadable versions of the score card for the Keweenaw Mountain Lodge golf course.



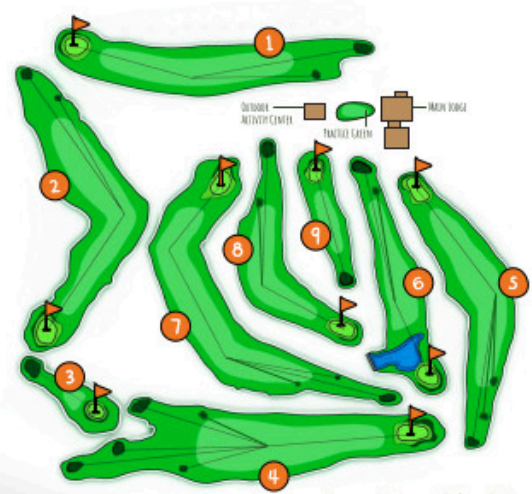


USGA rules shall govern all play except where modified by the local rules (see website)

Date: _____

| Hole | 1 | 2 | 3 | 4 | 5 | 6 | 7 | 8 | 9 | Out |
|----------|-----|-----|-----|-----|-----|-----|-----|-----|-----|-------|
| Iron | 394 | 395 | 119 | 395 | 372 | 313 | 485 | 318 | 177 | 2,968 |
| Copper | 341 | 329 | 108 | 295 | 275 | 280 | 407 | 263 | 163 | 2,461 |
| Par | 4 | 4 | 3 | 4 | 4 | 4 | 5 | 4 | 3 | 35 |
| Handicap | 5 | 1 | 9 | 2 | 3 | 6 | 4 | 7 | 8 | |
| | | | | | | | | | | |
| | | | | | | | | | | |
| | | | | | | | | | | |
| | | | | | | | | | | |

Scorer: _____ Attestor: _____



Course Designer: Ochoa Potter



For more details on each hole, scan the QR code.

- [Downloadable Score Card \(2023\)](#)

The golf course was built in 1934, and designed by Ocha Potter.

Turf profile:

- Greens: Bentgrass, and some poa
- Tees: Bluegrass, with some bentgrass
- Fairways: Bluegrass, with some bentgrass
- Rough: Bluegrass, and a collection of native grasses
- Native / Tree areas: a collection of native grasses

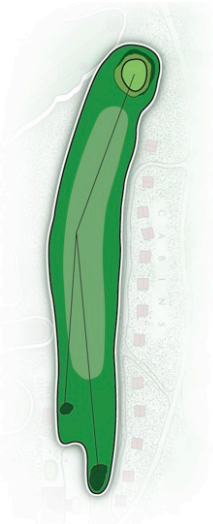
Note: The golf course sits on bed-rock, and there was not much

rock and dirt moving done to create the design of the course since it was built in the 1930s. Nor has there been much top soil brought in to build up the ground profile. Thus, there is only about 2-3 inches of topsoil over much of the fairways.

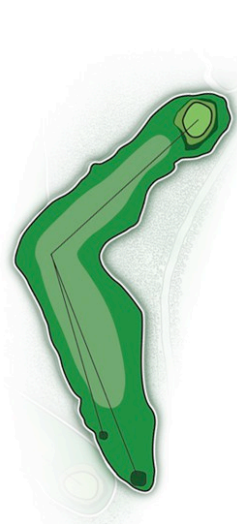
On the image below, click on a hole to learn more about that hole.



USGA Rules Govern All Play
Except Where Modified By
Local Rules



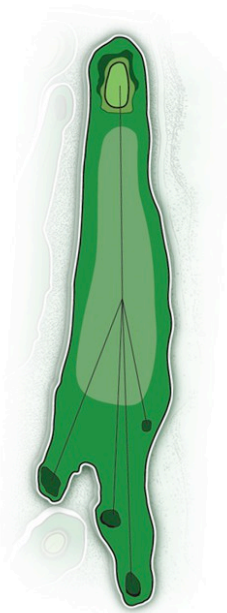
Hole No. 1



Hole No. 2



Hole No. 3



Hole No. 4



Hole No. 5



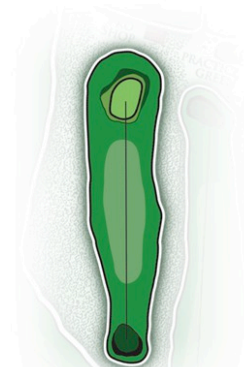
Hole No. 6



Hole No. 7



Hole No. 8



Hole No. 9

